Sharekhan by BNP PARIBAS | Designed for the serious

KYC – ON HOLD / REJECTED?

Follow below steps:

How to Check Your KYC Status?

To check your KYC status, follow these steps:

1. Visit **cvlkra.com**.
2. Click on **KYC inquiry**.
3. Enter **PAN**, type in the **CAPTCHA**, and click **Submit** to fetch the status.

To identify the KYC Registration Agency (KRA) with which your KYC is registered, check the **KRA** and **KYC Status** columns.



On Hold / Rejected

These statuses show up if the updation was not conducted with the correct information and/or documents by the previous financial intermediary. The required documents will be sent to the KRA agency to get the KYC status rectified. If additional documents are required, an email with the details about the documents required will be sent. It may take a few days for the KYC status to be updated. The following is how an **On Hold / Rejected** KYC status will appear on the CVL KRA website:

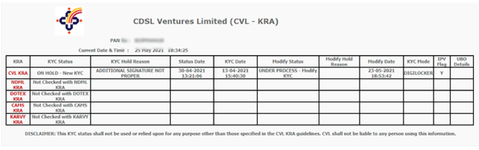

CDSL Ventures Limited (CVL - KRA)

PAN No :

Current Date & Time : 25 May 2021 , 18:34:25

KRA	KYC Status	KYC Hold Reason	Status Date	KYC Date	Modify Status	Modify Hold Reason	Modify Date	KYC Mode	IPV Flag	UBO Details
CVL KRA	ON HOLD - New KYC	ADDITIONAL SIGNATURE NOT PROVIDE	30-04-2021 13:21:06	13-04-2021 15:40:38	UNDER PROCESS - Modify KYC		27-05-2021 18:53:42	DIGILOCKER	Y	
NSDL KRA	Not Checked with NSDL KRA									
DOTEX KRA	Not Checked with DOTEX KRA									
CAMS KRA	Not Checked with CAMS KRA									
KARVY KRA	Not Checked with KARVY KRA									

DISCLAIMER: This KYC status shall not be used or relied upon for any purpose other than those specified in the CVL KRA guidelines. CVL shall not be liable to any person using this information.

If your KRA Status is **On Hold**, it means that your mobile number and email ID are not validated. To go ahead and validate them, follow the below instructions to verify your mobile number and email ID with OTP authentication:

Firstly, these are 5 KRA agency links that you can use to validate your details. Click any one to proceed. In our walkthrough, we have chosen CVL:

- CVL: https://validate.cvlindia.com/CVLKRAVerification_V1/
- NDML: https://kra.ndml.in/ClientInitiatedKYC-webApp/#/ClientinitiatedKYC
- CAMS: https://camskra.com/PanDetailsUpdate.aspx
- Karvy: https://www.karvykra.com/KYC_Validation/Default.aspx
- NSE: https://www.nsekra.com/

Step 1: On clicking https://validate.cvlindia.com/CVLKRAVerification_V1/, the following screen will show up:

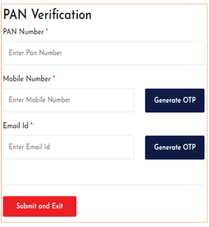

Step 2: Enter your PAN Number. Your linked mobile number and email ID will get populated by themselves, as seen below. Click the **Generate OTP** buttons next to your mobile number and email ID and enter the OTPs you receive:

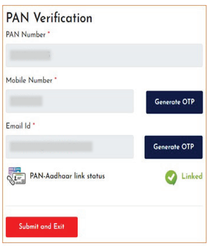

Step 3: The following screen displays what you will see when your validate your mobile number and email ID using the 2 OTPs. That's it! Click **Submit and Exit**, as seen below:

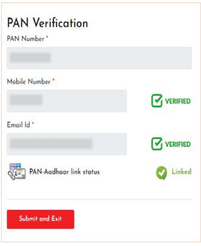

NOTE: If your account has been inactive for a year, the KYC details will have to be updated again from scratch.

What are the other different KYC statuses and what do they mean?

Validated / Registered

Relax – you have to do nothing at all! You can start trading from your account! Here is how a KYC - **validated** status will appear on the CVL KRA website:

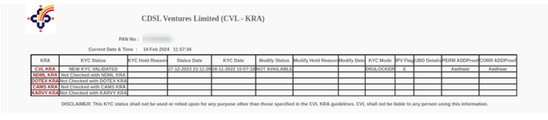

CDSL Ventures Limited (CVL - KRA)

PAN No :

Current Date & Time : 14 Feb 2024 12:57:34

KRA	KYC Status	KYC Hold Reason	Status Date	KYC Date	Modify Status	Modify Hold Reason	Modify Date	KYC Mode	IPV Flag	UBO Details	PERM ADDProof	CORR ADDProof
CVL KRA	NEW KYC VALIDATED		07-12-2022 21:10:08	11-2022 10:07:18	NOT AVAILABLE			DIGILOCKER	L		Aadhaar	Aadhaar
NSDL KRA	Not Checked with NSDL KRA											
DOTEX KRA	Not Checked with DOTEX KRA											
CAMS KRA	Not Checked with CAMS KRA											
KARVY KRA	Not Checked with KARVY KRA											

DISCLAIMER: This KYC status shall not be used or relied upon for any purpose other than those specified in the CVL KRA guidelines. CVL shall not be liable to any person using this information.

And here is how a KYC- **registered** status will appear on the CVL KRA website:

CDSL Ventures Limited (CVL - KRA)

PAN No :

Current Date & Time : 05:16:25

KRA	KYC Status	KYC Hold Reason	Status Date	KYC Date	Modify Status	Modify Hold Reason	Modify Date	KYC Mode	IPV Flag	UBO Details
CVL KRA	KYC REGISTERED - New KYC		28-06-2019 13:54:53	28-06-2019 13:14:52	NOT AVAILABLE			NORMAL	Y	
NSDL KRA	Not Checked with NSDL KRA									
DOTEX KRA	Not Checked with DOTEX KRA									
CAMS KRA	Not Checked with CAMS KRA									
KARVY KRA	Not Checked with KARVY KRA									

Under Process

The **Under Process** status shows up if the KYC is recently updated and is being processed at the KRA agency. It may take a few days for the KYC status to be updated. The following is how an **Under Process** KYC status will appear on the CVL KRA website:

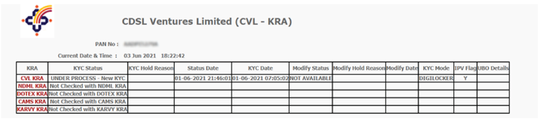

CDSL Ventures Limited (CVL - KRA)

PAN No :

Current Date & Time : 03 Jun 2021 , 18:22:42

KRA	KYC Status	KYC Hold Reason	Status Date	KYC Date	Modify Status	Modify Hold Reason	Modify Date	KYC Mode	IPV Flag	UBO Details
CVL KRA	UNDER PROCESS - New KYC		01-06-2021 21:46:03	01-06-2021 07:05:02	NOT AVAILABLE			DIGILOCKER	Y	
NDML KRA	Not Checked with NDML KRA									
DOTEX KRA	Not Checked with DOTEX KRA									
CAMS KRA	Not Checked with CAMS KRA									
KARVY KRA	Not Checked with KARVY KRA									